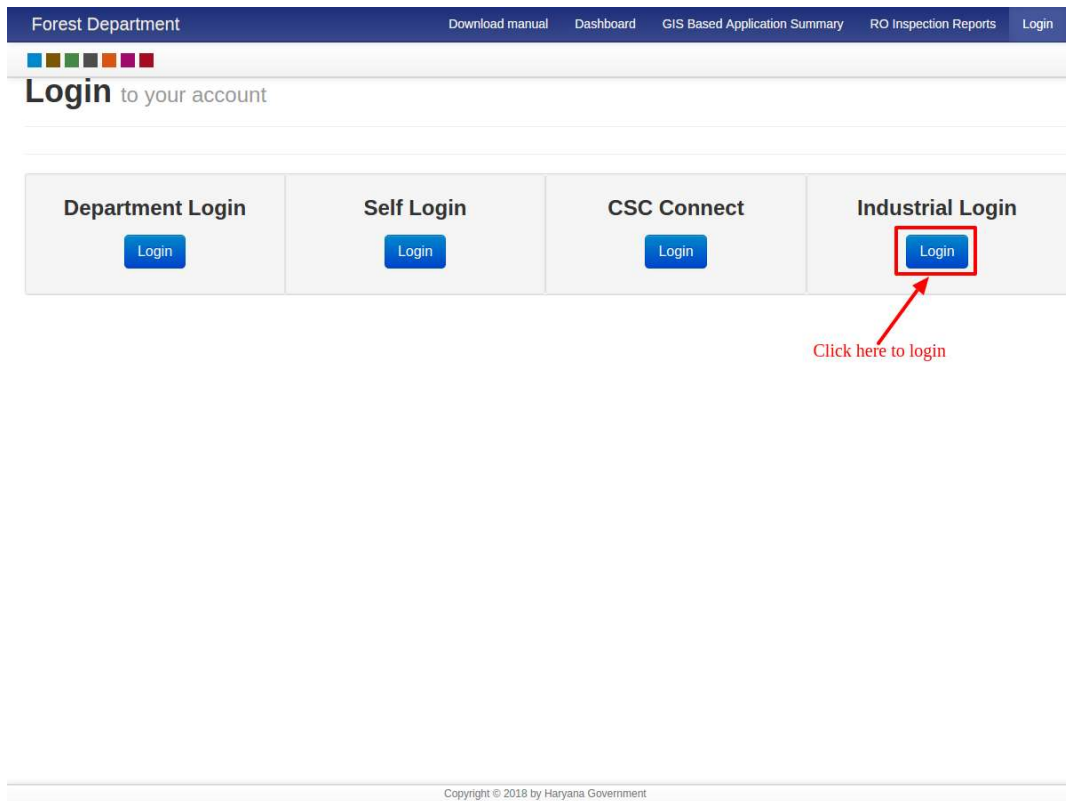


FOREST DEPARTMENT

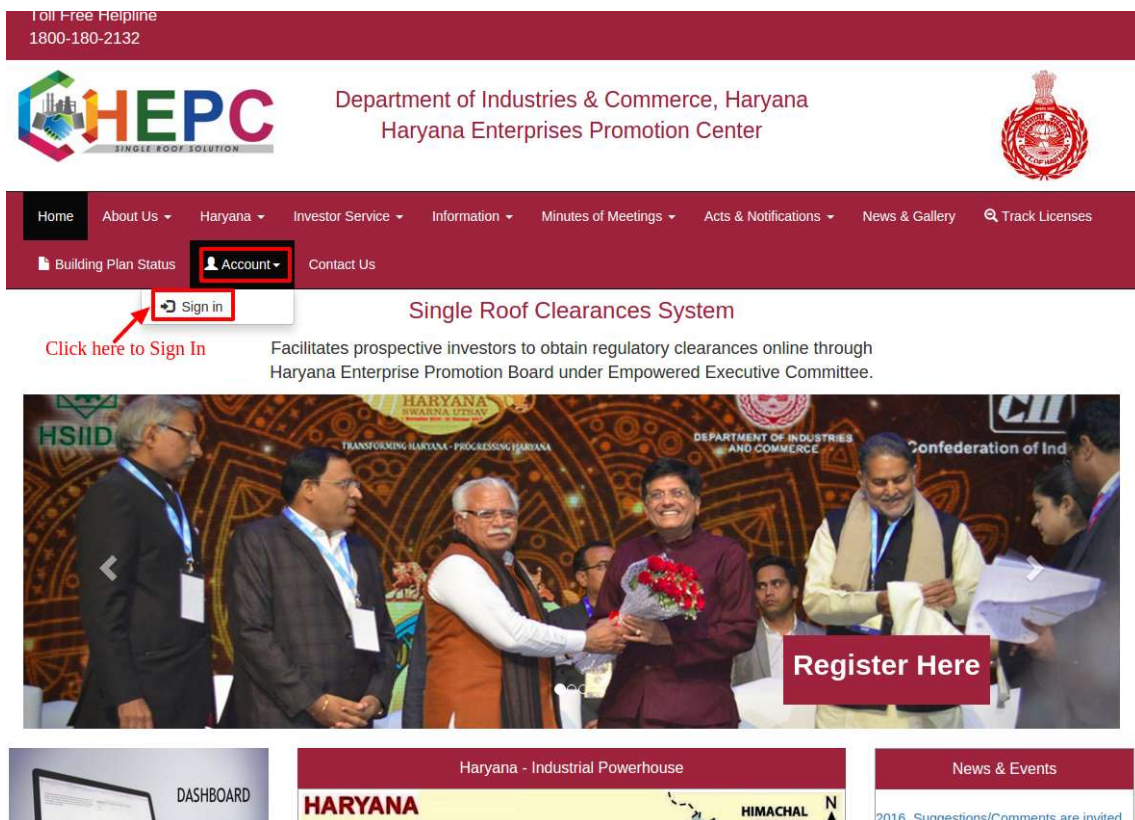
Industrial Login Process

STEP 1: Industrial Login

To login into the system, Click on the “**Login**” button under the Industrial Login.



STEP 2: Click on “Account” and then on “Sign In” button



STEP 3: Enter “Username” & “Password” and then click on “SignIn” button to login

Toll Free Helpline
1800-180-2132

Single Roof Clearance System

Sign in Enter Username

Username Enter Password

Password

Remember me Click here to Sign In

[New Investor Registration](#) [Reset Password](#)

We have migrated Investor Portal for better improved experience, if you are existing User and visiting this new portal for the first time then kindly Click on Reset Password link above, to reset your password.

[Register Here](#)

DASHBOARD

Haryana - Industrial Powerhouse

HARYANA DISTRICT MAP

HIMACHAL PRADESH

CHANDIGARH Panchkula

News & Events

2016. Suggestions/Comments are invited from stakeholders on Haryana Aerospace and Defence Policy. Send Suggestions at

STEP 4: Click on “Details” button

Toll Free Helpline
1800-180-2132

Welcome, sanju sanju !

HEPC Department of Industries & Commerce, Haryana
Haryana Enterprises Promotion Center

Home + Add CAF **View CAFs** + My Grievances My Incentives Track Licenses Building Plan Status Account EODB

Contact Us

Search..

#	CAF Pin	RM Info	Total Project Cost	Proposed Employment	Business Entity	District
1	2		1	0	Industries	

[Details](#)

Click on details button

STEP 5: Click on “Service Clearance” button

Toll Free Helpline
1800-180-2132

Welcome, sanju sanju !



Department of Industries & Commerce, Haryana
Haryana Enterprises Promotion Center



Home + Add CAF View CAFs Search CAF + My Grievances My Incentives Track Licenses Building Plan Status Account

Contact Us

CAF Summary

Application For	Regulatory Approvals & Services	Sector	
CAF PIN		ApplicationDate	
Business Entity	Trigma Testing	Site Detail	.Gurgaon,
Project Cost		MOU (Year)	
Relationship Manager	R Dahra, 998	Invsetor Info	Trigma,
CAF Active	Yes		
			View Form

Project Acceptance

Clearance	Status	Action
CAF	Project Submitted	Service Clearance

Click here on Service Clearance

Project Log

Action Taken	Action By	Action Date	Description
CAF Added	sanju	19-09-2017	The CAF has been added

STEP 6: Click on “Fill Service Form” button

Toll Free Helpline
1800-180-2132

Welcome, sanju sanju !



Department of Industries & Commerce, Haryana
Haryana Enterprises Promotion Center



Home + Add CAF View CAFs + My Grievances My Incentives Track Licenses Building Plan Status Account EODB

Contact Us

CAF Summary

Application For	Regulatory Approvals & Services	Sector	
CAF PIN		ApplicationDate	
Business Entity	davidson inc	Site Detail	,Chandigarh HQ,
Project Cost		MOU (Year)	
Relationship Manager	SN Singh,	Invsetor Info	sanju,

[←Back](#) [View Service Required](#) [View Service Clearances in Process](#)

Select a Department

DEPARTMENT OF FORESTS & WILDLIFE

Construction Permit

All

Service Clearances in Process

Department	Service Name	Stage	
DEPARTMENT OF FORESTS & WILDLIFE	Forest NOC/Clarification/ Forest Clearance (Not for NOC/ Clearance of Environment Department Notification dated 10.03.2016 and 11.05.2016)	Stage-I	View Service Log Comment Fill Service Form
DEPARTMENT OF FORESTS & WILDLIFE	Clearance for Tree Felling	Stage-I	View Service Log Comment Fill Service Form

Click here to view Service log

Click on "Fill Service Form" button against the Service required

STEP 7.1: TREE FELLING

Fill the form as shown and then click on “Next” button.

Forest Department Click here →

Back to HEPC / Forest Department / Tree Felling Edit ↩ Back to HEPC

Tree Felling

User can go back to the HEPC portal by clicking on "Back to HEPC" option

1 Step 1 Identify

2 Step 2 Information

3 Step 3 Verify/Status

4 Step 4 Payment

5 Step 5 Download/Print

Identify

Select Category

Category * Individual Organization

Person's Detail

Place * Panchkula Baghami

Gender Male Female Transgender

Name * Sanjay संजय

Date of Birth * 12-May-1992 25 [Click to reset DOB](#)

Organization's Detail

Type Of Organization * Industry

Organization Name * Test Org

Address Detail

Address * #22, street no. 4, haryana

Email Address test@email.com Mobile Number * 9876543210

Click here to go to the next page [Next](#)

NOTE: Permission for Felling of Tree is not applicable in Kurukshetra, Kaithal, Hisar, Fatehabad, Jind, Sirsa, Rohtak, Karnal, Sonapat, Panipat, Jhajjar

STEP 7.2: Fill the form as shown and then click on “Next” button

Forest Department

Back to HEPC / Forest Department / Tree Felling

Fields with * are mandatory.

Tree Felling

- Step 1 Identify
- Step 2 Information
- Step 3 Verify/Status
- Step 4 Payment
- Step 5 Download/Print

Information

Select Type

Type *

Select the type of service

Land Detail

Land Measurement * Acre

(Enter Numbers only)

Khasra/Plot Number *

Place*

Location*

Village

Number of Trees *

(Enter Numbers only)


Purpose

Felling Agency

GPS Reading

Longitude

Latitude





Select Area


Type

Proof Of Ownership

Kindly attach valid mentioned Proof
Supported Extensions: png , jpg , jpeg , pdf
(Only upto 4 Mb)

Copy of Tatima/Aks Sajra * 

Current Jamabandi clearly mentioning type of Land * 

Consent of all share holders on affidavit in case co-Partners * 

Copy of Mutation (Only for Agriculture)

Copy of Purpose/Administrative sanction for which the trees are to be felled

Click here to go back to the next page

STEP 7.3: SRN number generated and it must be remembered for future references.

Forest Department 👤

[Back to HEPC](#) / [Forest Department](#) / [Tree Felling](#) *Fields with * are mandatory.*

Tree Felling

- 1 Step 1
Identify
- 2 Step 2
Information
- 3 Step 3
Verify/Status
- 4 Step 4
Payment
- 5 Step 5
Download/Print

Verify/Status

SRN Status	SRN Number: RF4-8T0-CG4F	Download SRN Receipt
-------------------	---------------------------------	--------------------------------------

STEP 8.1: CLARIFICATION

Fill the form as shown and then click on “Next” button

Forest Department 👤

[Back to HEPC](#) / [Forest Department](#) / [Clarification](#) Fields with * are mandatory.

Clarification

1 Step 1
Identify

2 Step 2
Information

3 Step 3
Verify/Status

4 Step 4
Payment

5 Step 5
Download/Print

Identify

Select Category

Category * Individual Organization "Organization" has been selected by default

Person's Detail

Place *

Gender Male Female Transgender

Name *

Date of Birth * [Click to reset DOB](#)

Organization's Detail

Type Of Organization *

Organization Name *

Address Detail

Address *

Email Address Mobile Number *

[Next](#) Click on Next button

NOTE:

- If applicant’s area fall within block forest then, application will be rejected.
- If application’s area is outside the Block Forest boundary but with in the 100 m area then application will be forwarded to the DFO for approval of both Block Forest and Strip Forests
- If applicant’s area is beyond the 100 m of the Block Forest then application will be forwarded to the DFO with remarks “Block Forest Approved” and application is submitted for NOC w.r. t to Strip Forest Approval.

STEP 8.2: Fill the form as shown and then click on “Next” button

Forest Department

Back to HEPC / Forest Department Clarification Fields with * are mandatory.

Clarification

- 1 Step 1 Identify
- 2 Step 2 Information
- 3 Step 3 Verify/Status
- 4 Step 4 Payment
- 5 Step 5 Download/Print

Information

Land Detail

Land Measurement

(Enter Numbers only)

Khasra/Plot Number

Rectangle No./Murba No.

Killa Number

Place

Village

Nature of Land as per Revenue Records

Ownership of Land

Purpose of clarification Establishment

Forest Area near to Land

GPS Reading


GPS reading of Longitude


GPS reading of Latitude

Upload KML File *
Supported Extensions: (.kml/.kmz)

Site Photographs

Upload Photographs (Maximum Two Photographs)*
Supported Extensions: .jpeg, .jpg, .png
(Only upto 4 Mb)







Select Area

Type Urban Rural

Proof Of Ownership

Kindly attach valid mentioned Proof
Supported Extensions: .png, .jpg, .jpeg, .pdf
(Only upto 4 Mb)

Copy of Taimal/Aks Sajra *	<input type="button" value="Upload Documents"/> <input type="button" value="Remove"/> 
Proof of Ownership (Jamabandi/ Mutation/ Lease Deed)	<input type="button" value="Upload Documents"/> <input type="text"/>
Copy of Girdawari	<input type="button" value="Upload Documents"/> <input type="text"/>
Copy of Approved Plan *	<input type="button" value="Upload Documents"/> <input type="button" value="Remove"/> 
Copy of Collaboration / Agreement	<input type="button" value="Upload Documents"/> <input type="text"/>
Copy of Project Report	<input type="button" value="Upload Documents"/> <input type="text"/>
Copy of Environmental Clearance	<input type="button" value="Upload Documents"/> <input type="text"/>

Click on Next button Next

Note: Uploading KML file

Purpose of clarification Establishment

Forest Area near to Land

GPS Reading

GPS reading of Longitude

GPS reading of Latitude

Upload KML File *
Supported Extensions: (.kml/.kmz)

Site Photographs

Upload Photographs (Maximum T...)
Supported Extensions: .jpeg, .jpg, .png
(Only upto 500 Kb)

Citizens can now upload the KMZ/KML files at the time of applying for Forest NOC for speedy approval of NOC. Please go through the document on how to prepare a KML file. [Document Link](#).
Note – This NOC feature is currently only for Hisar and Bhiwani district for block forests.

STEP 8.3: SRN number generated and it must be remembered for future references.

Forest Department

Back to HEPC / Forest Department / Clarification Fields with * are mandatory.

Clarification

- Step 1 Identify
- Step 2 Information
- Step 3 Verify/Status
- Step 4 Payment
- Step 5 Download/Print

Verify/Status

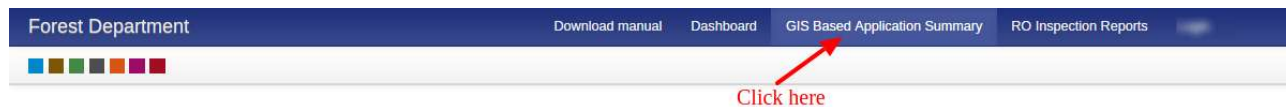
SRN Status
SRN Number: Y18-D9H-WMKH

Click here to download the SRN Receipt

SRN number will be generated

GIS BASED APPLICATION SUMMARY

User can click on “GIS Based Application Summary” present at the top right corner of the page and the following page displaying Summary will appear.



Summary of GIS Based Applications received on e-service "NOC in respect of Block Forest "		
Number of Applications	Approved Applications	Rejected Applications